

# EU Passenger Car Report 2024

– Recovery expected

April 2024



**EUROPEAN PC MARKET**

# EU Passenger Car Report 2024

## Table of Contents

### Study design and data sources

#### Chapter 1: Market Overview and Development

- Overview: European PC Market
- Development of the European automotive market, including Forecast up until 2029
- Influencing factors on registration development
- Fuel types, market channels and PC segments in registrations

#### Chapter 2: Private Market

- New Registrations, by fuel type - including Forecast up until 2029
- BEV-Share in registrations 2023 by country
- Top 10 brands/models in 2023, market leader by country
- PC segments in registrations 2019-2023

#### Chapter 3: True Fleet

- New registrations, by fuel type - including Forecast up until 2029
- BEV share of 2023 registrations by country
- Top 10 brands/models in 2023, market leader by country
- PC segments in registrations 2019-2023

#### Chapter 4: Commercial Market Channels

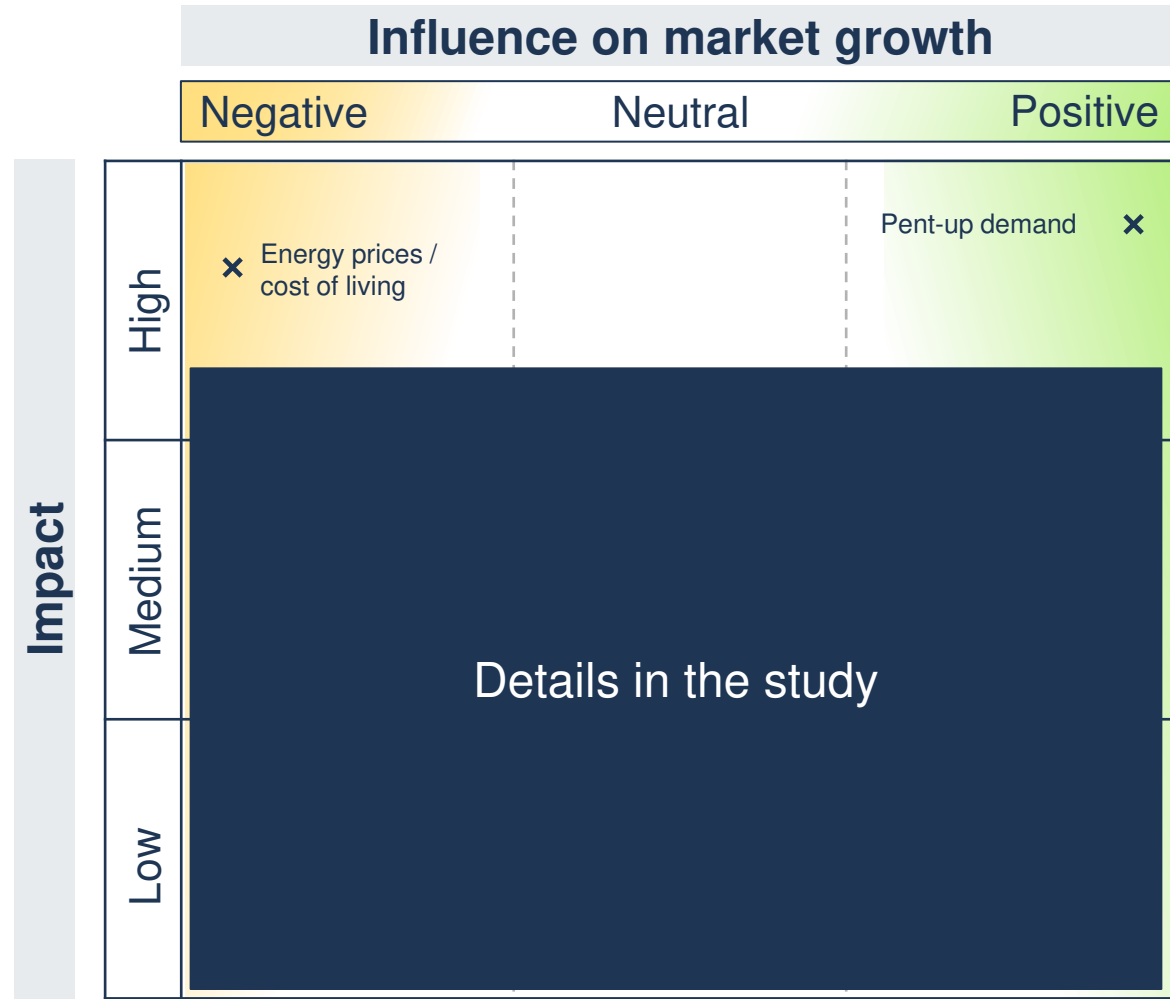
- New registrations in the Rent-A-Car and Dealer/Manufacturer channels
  - Including Forecast until 2029

#### Excursion: European LCV market

- Development of the European LCV market
- Top brands and models
- Registrations 2019-2023, by market channels, by fuel type

# Trends and influencing factors

Current trends - influence on market growth in the next 5 years – **Total Market**



\*Depicted trends are mapped according to their influence in the forecast

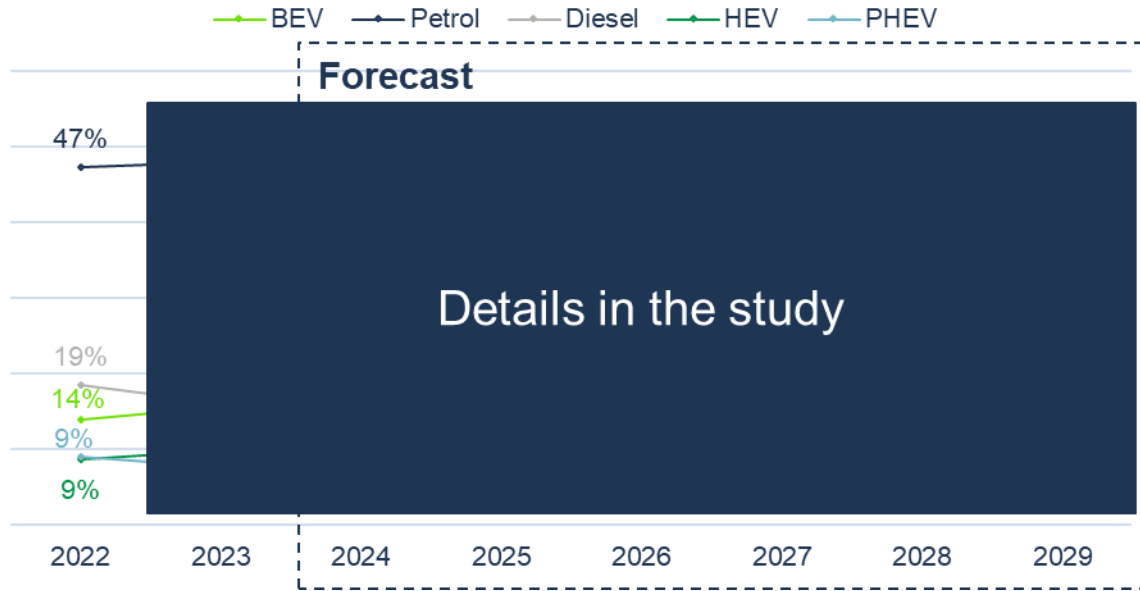
## Glossary

- **Pent-up demand:** Purchases not made in 2020-2023 will be made up.
- **Energy prices / cost of living:** High inflation and stagnating incomes result in less purchasing power.

Details in the study

# Electrification of the European passenger car market

Fuel types in new registrations - infrastructure, subsidies, laws and requirements – **Total Market**



Details in the study

## Summary

Details in the study

## Infrastructure

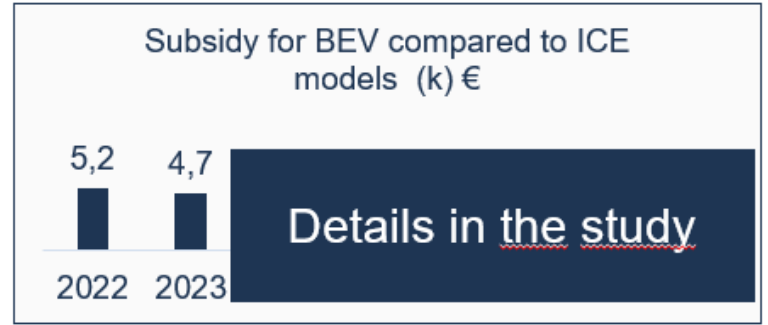
The mass-market adoption of e-mobility requires a diverse and convenient infrastructure that caters to scenarios from daily commuting to long-distance travel. At the moment, the lack of accessible home/work charging limits the market potential.

According to EAFO data (Q1 2024):

**778.000**  
Charging points in EU 30

## Subsidies

While purchase grants are gradually reduced or completely phased out, many countries have introduced disincentives for ICEs, such as CO2-related taxes.



Details in the study

## EU-CAFE CO2 targets

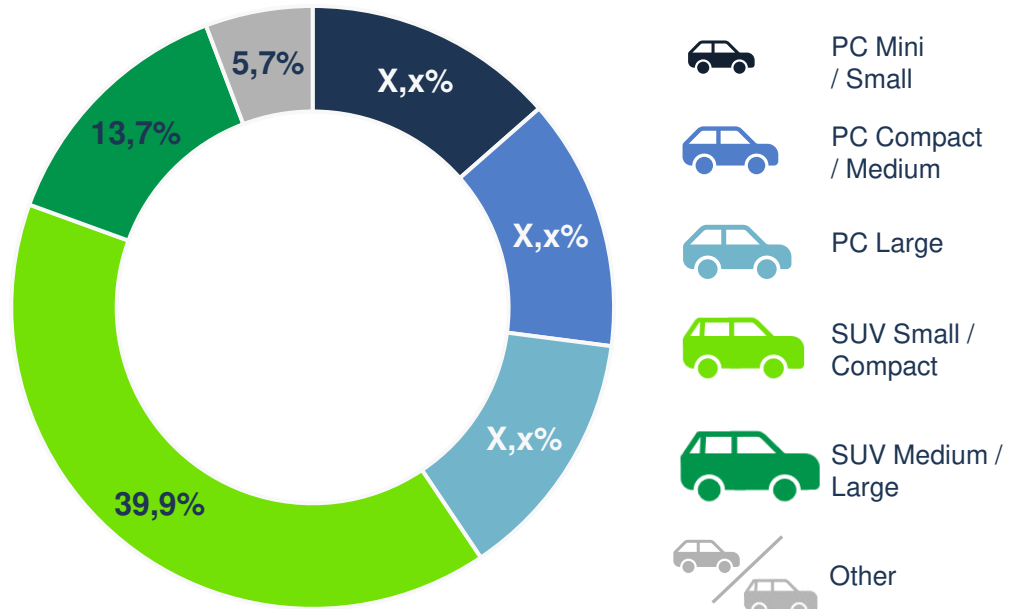
- 2020: < 116 g/km (WLTP), 95 g/km (NEDC)
- 2025: < 93,6 g/km (WLTP)
- 2030: < 49,5 g/km (WLTP)
- 2035: = 0 g/km



Details in the study

# Most popular PC Segments in the European Market

PC Registrations in vehicle segments in 2023 – **Total Market**



## Regional popularity of body types

Details in the study

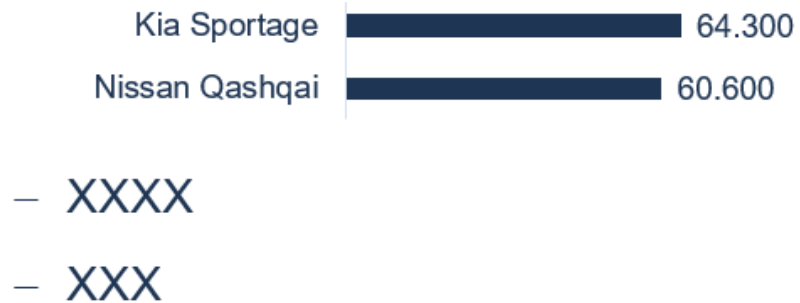


# Most popular Models in True Fleet PC Market

Top 10 Models by PC registrations in 2023 – True Fleet

## Top 10 Models

Details in the study



## Top 3 countries for respective model

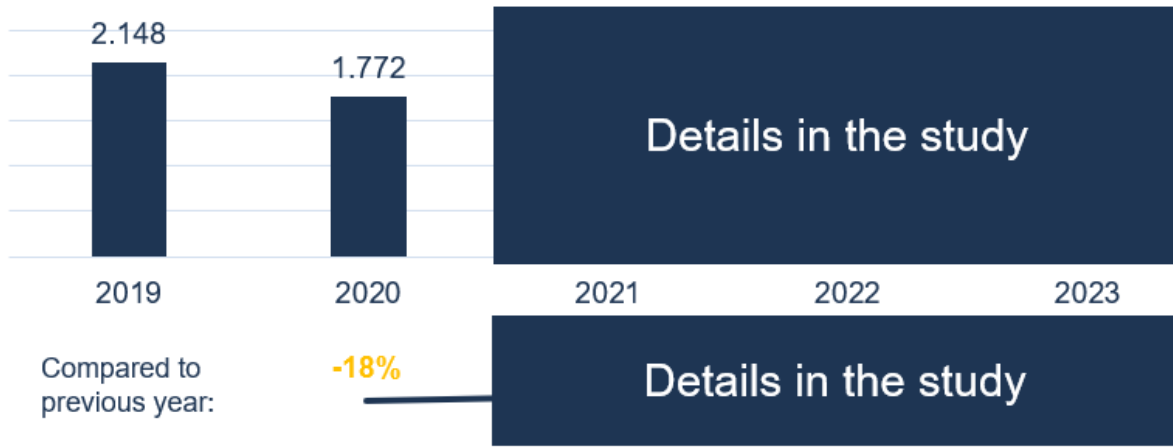


Details in the study



# Overview: Development of the European LCV market

Development of Annual Registrations (in thousand) & Top Brands/Models – Total Market



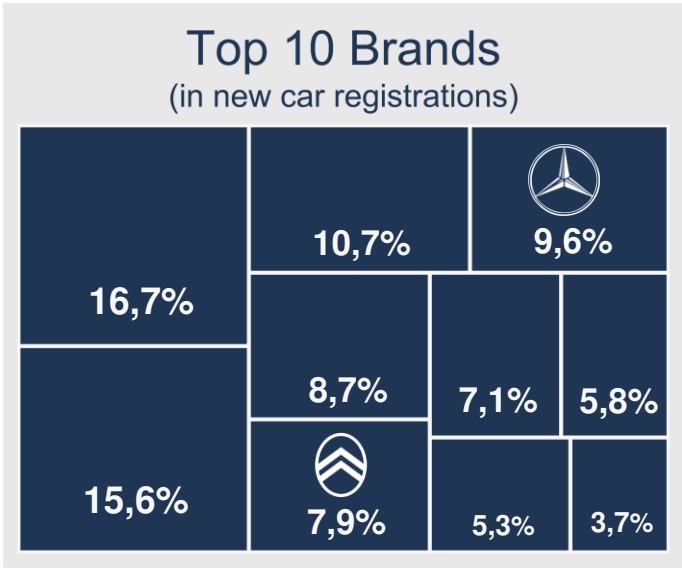
### Summary

Details in the study

### Registering PC models as LCVs

In many European countries, customers can benefit from lower registration costs or tax breaks by registering their cars as LCVs. Countries with the highest proportion of PC models registered as LCVs are:

Details in the study



### Top 10 Models (in new car registrations)

1. XXX	6. XXX
2. XXX	7. Peugeot Partner
3. Ford Transit	8. XXX
4. XXX	9. XXX
5. XXX	10. XXX

# EU Passenger Car Report 2024 : Pricing and order form

Direct online [order here](#)

EU Passenger Car Report 2024 (€1,950 net)

Company: \_\_\_\_\_

Name: \_\_\_\_\_

E-Mail: \_\_\_\_\_

Phone: \_\_\_\_\_

The Passenger Car Report will be delivered as pdf-Document from 30<sup>th</sup> of April within 5 working days. All information incl. study content, insights and analysis are for internal use only. Any duplication, distribution (including forwarding to consultants or agencies), public access or processing requires the approval of Dataforce. Our general terms and conditions apply. These are available at <https://www.dataforce.de/en/general-terms-and-conditions/>. All fees are net costs. VAT is to be added.

\_\_\_\_\_  
Signature & company stamp

Dataforce Verlagsgesellschaft für Business Informationen mbH  
Hamburger Allee 14  
60486 Frankfurt am Main, Germany  
Phone +49 69 95930-700  
Fax +49 69 95930-549  
Mail [customer-services@dataforce.de](mailto:customer-services@dataforce.de)